



## **Theory - Instructions for Use Medium Level**

Below are two worksheets I use for 10/11 year olds. The classes have circa 25 children and are organised as follows: 2 X 40min lessons of music per week mixing singing/keyboard (+ supporting theory for both activities), listening (repertoire), discussion and composition.

YEAR 6 - REVISION

1. Write the correct notes in the following bars.




2. Use only ONE note to complete these bars – either a one-count note or a two count note.



3. Use as many one-count notes as needed to complete these bars.



4. Use as many one count rests as needed to complete these bars.



YEAR 6 - REVISION

5. Use either a one-count rest or a two-count rest ( ) to complete these bars.




6. The below melodies are missing bar lines. Put these in, but remember to check how many beats there should be in each bar! (Also, check that you know where the melody ends!!)



**YEAR 6 - REVISION**

Write the letter names of all the white keys  
on the keyboard.



**REVISION (1 Page Only)**

1. Write the letter names of the notes below.



2. Write the letter names of the F Clef notes below.



3. Complete the bars with rests only.

a)



b)



4. Copy precisely this melody (first note has been given).

